



Open Books. Open Opportunity.

A 10-year community initiative that coordinates, integrates and aligns people, resources and data to get 80% of third graders reading on grade level by 2025.

Third Graders Reading On Grade Level

96% graduate high
school on time

Third Graders Reading Below Grade Level

Four times more likely
to drop out of school

**Third grade is the dividing
line between learning to read
and reading to learn.**

Help More Children Along The Pathway

READING SUCCESS PATHWAY



- Expressive Language
- Language Comprehension
- Approaches to Learning
- Letter Knowledge
- Phonemic Awareness

Birth to 5 Years

**Preliteracy
Skills**



- Letter Knowledge
- Phonemic Awareness
- High Frequency Words

Kindergarten



- Phonemic Awareness
- High Frequency Words
- Phonics

1st Grade

Skills to Decode

**Skills to
Understand**



- Vocabulary
- Fluency
- Comprehension


2nd-3rd Grade



Four Major Areas of Activity



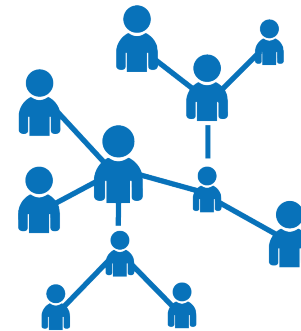
Research & Data



Improving Systems



Strategic Funding

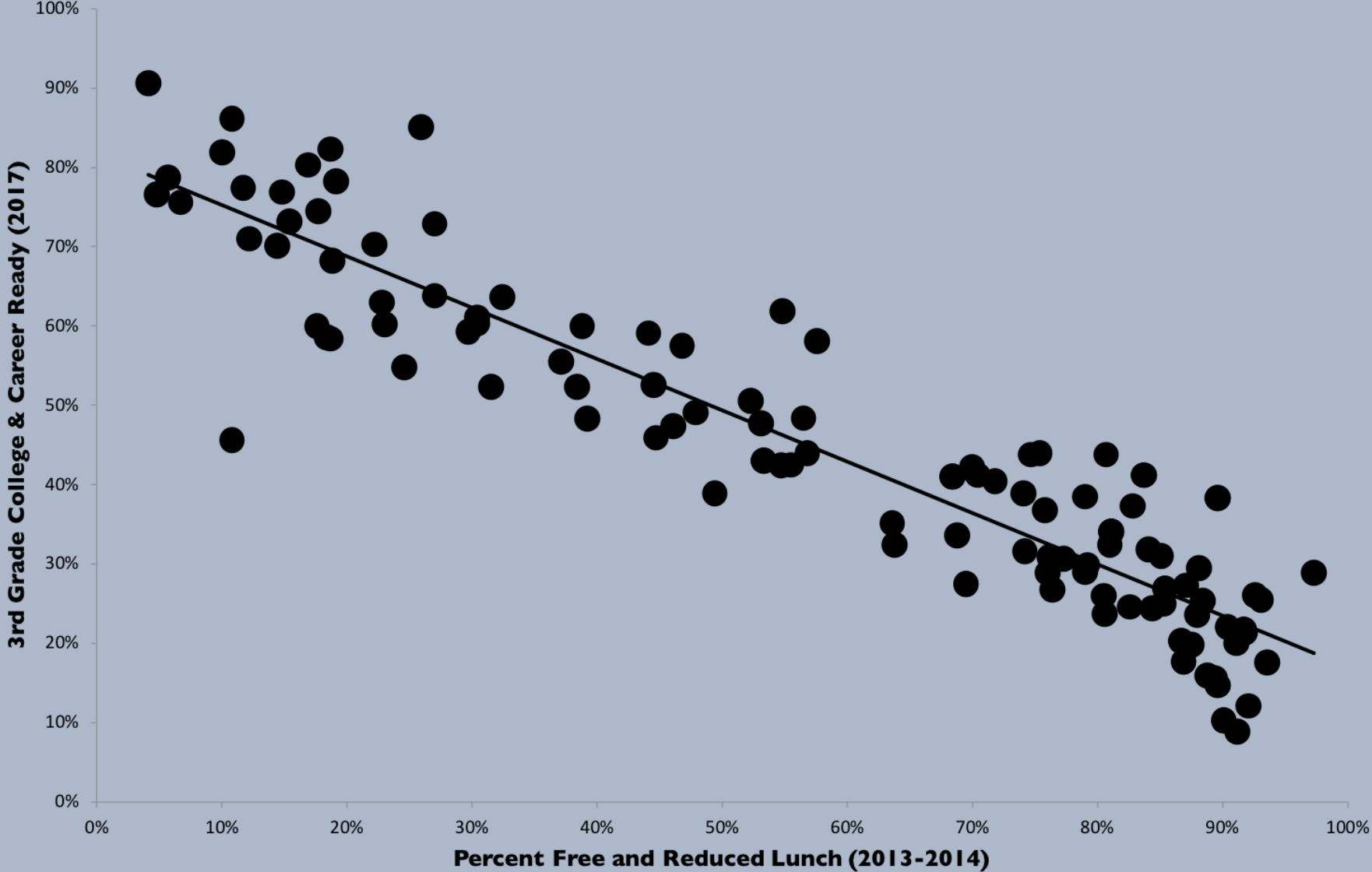


Building Networks

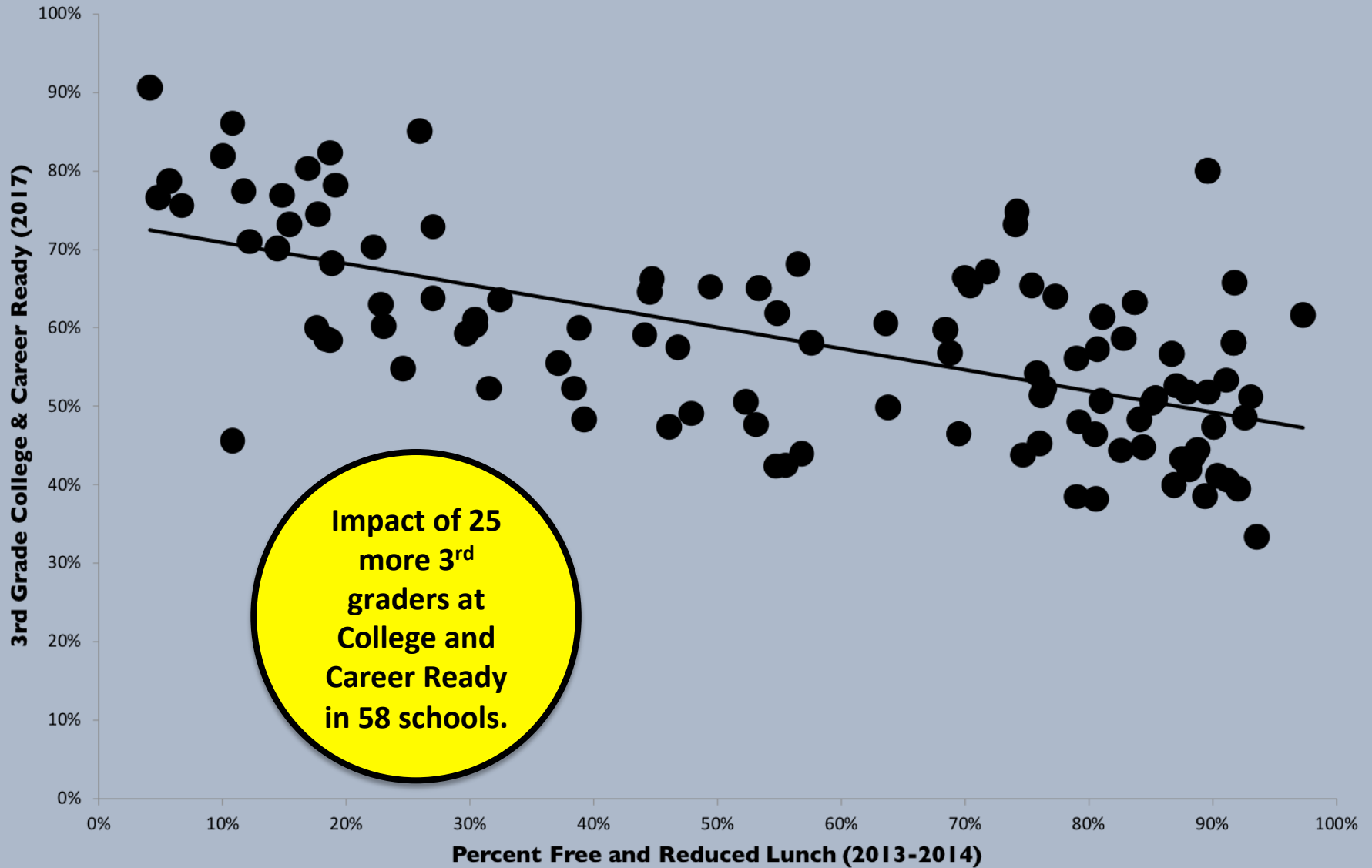
We Are Not Alone In This Work



2017 3rd Grade College and Career Ready



2017 3rd Grade With 25 More Students at CCR at 58 Priority Schools



Five Levers for Change

1. Great teaching (PK-3)
2. Empower families (Birth-3rd Grade)
3. Build home libraries (Birth-3rd Grade)
4. High quality, targeted tutoring (K-3)
5. Stop summer reading loss (K-3)

Lever 1: Great Teaching



Lever 1: Great Teaching



Ready to Read



Evidence-based child-driven intervention. Kids bring home rotating bag of books each week to read with parents; read same books in their preschool classrooms.

Ready4K

Evidence-based intervention sends easy and fun age-appropriate tips via text message to parents aligned with NC state early childhood education standards.

RAISING
A READER
(Birth-5)

READY4K
(Birth-5)

ACTIVE
READING
(2-5)

LITERACY
COACHING
(3-5)

ACTIVE READING

Evidence-based intervention that teaches families "ABCs" of Active Reading--how to read with children (not to them) to build language, vocabulary and comprehension.

LITERACY COACHING

Evidence-based intervention teaches preschool teachers strategies (knowledge, skills, books, activities and lesson plans) for reading with children to develop children's language and emerging literacy.



Lever 2: Empower Families



where great stories begin™


2016

22,400 children
~10,000 low-income

2018

32,262 children
~20,000 low-income

Lever 2: Empower Families



1

Ready4K

2,685 users
493,000 texts



2

Active Reading

Over 2,000
adults trained

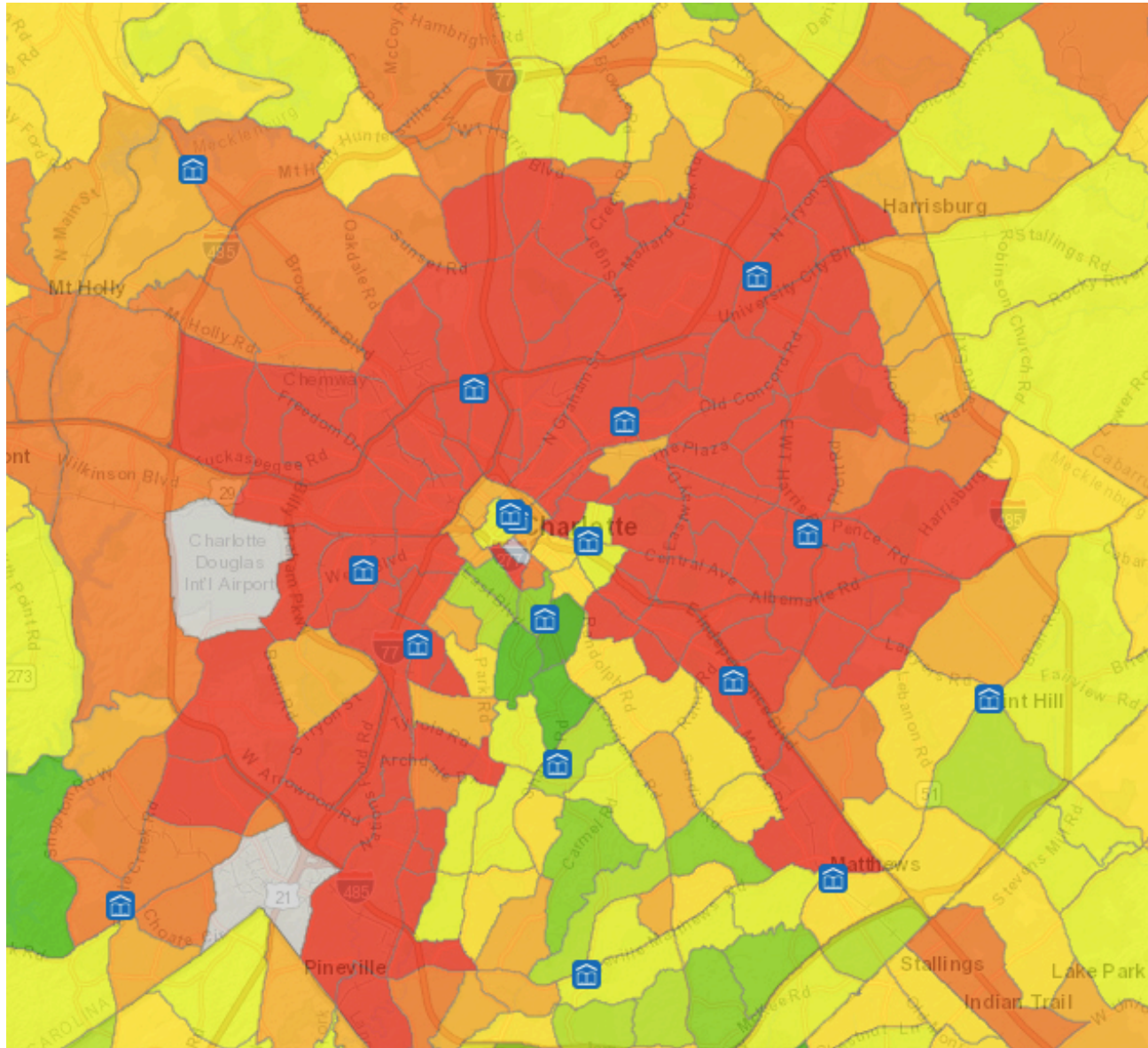


3

Home Reading Helper

9,200 visitors
38,000 page views

Lever 3: Build Home Libraries



Lever 4: High-Quality, Targeted Tutoring

READING SUCCESS PATHWAY



- Expressive Language
- Language Comprehension
- Approaches to Learning
- Letter Knowledge
- Phonemic Awareness

Birth to 5 Years

**Preliteracy
Skills**



- Letter Knowledge
- Phonemic Awareness
- High Frequency Words

Kindergarten



- Phonemic Awareness
- High Frequency Words
- Phonics

1st Grade

Skills to Decode

**Skills to
Understand**



- Vocabulary
- Fluency
- Comprehension

2nd-3rd Grade



READING SUCCESS PATHWAY

Too many start school behind on these key skills.

Only 10% behind at end of 1st grade catch up by 3rd grade.

Skills to Understand



- Vocabulary
- Fluency
- Comprehension

2nd - 3rd Grade



About 20% of CMS 3rd graders get stuck here.



- Phonemic Awareness
- High Frequency Words
- Phonics

1st Grade



- Letter Knowledge
- Phonemic Awareness
- High Frequency Words

Kindergarten

Skills to Decode



- Expressive Language
- Language Comprehension
- Approaches to Learning
- Letter Knowledge
- Phonemic Awareness

Birth to 5 Years

Preliteracy Skills

BUSINESS PATHWAY

Evidence-Based/
Informed Tutoring
Strategies

Reading Mentors
(Kindergarten)

Augustine Literacy Project
(Grades 1-3)

Skills to Understand



- Expressive Language
- Language Comprehension
- Approaches to Learning
- Letter Knowledge
- Phonemic Awareness

- Letter Knowledge
- Phonemic Awareness
- High Frequency Words

- Phonemic Awareness
- High Frequency Words
- Phonics

- Vocabulary
- Fluency
- Comprehension

Birth to 5 Years

Kindergarten

1st Grade

2nd - 3rd Grade

Preliteracy Skills

Skills to Decode

TBD: A scalable evidence-based phonics program
(Grades K-1)

HELPS
(Grades 2-3)



Reading Mentors

- 450 Reading Mentors in 24 classrooms in 8 schools (21 Kindergarten, 3 First Grade)
- 14 Partnering Organizations: Freedom Communities, United Way, Bank of America, Myers Park Presbyterian Church, Women's Impact Fund, Matthews United Methodist Church, Forest Hill Church, Hope Community Church, Wells Fargo, Duke Energy, City of Charlotte, Friendship Missionary Baptist Church, Atrium Health, Carolina Women's Club

20%

Estimated CMS third graders
can sound out individual words
but can't read fluently



Helping Early Literacy with Practice Strategies

101 volunteers serving 120 students in 8 schools

Ashley Park PreK-8

Reedy Creek

Berewick

Steele Creek

Druid Hills Academy

Sterling

Huntingtowne Farms

Westerly Hills Academy

Montclair

Winterfield



SUMMER SUMMIT

By 5th GRADE, SUMMER LEARNING LOSS
CAN LEAVE LOW-INCOME STUDENTS
2.5 to 3 YEARS BEHIND
their PEERS IN SCHOOL.



IF We Can SERVE
1 ADDITIONAL CHILD,
THAT WOULD EQUAL
1/3 of ALL LOW-INCOME CHILDREN
(13,500) IN CHARLOTTE-MECKLENBURG.



IF We Can SERVE
3 ADDITIONAL CHILDREN,
THAT WOULD EQUAL
2/3 of ALL LOW-INCOME CHILDREN
(27,000) IN CHARLOTTE-MECKLENBURG.

Read CHARLOTTE CAN'T SOLVE THE SUMMER READING
PROBLEM ALONE. NO ONE ORGANIZATION IN THIS ROOM
CAN SOLVE IT. **TOGETHER, WE CAN!**



FOR YOUTH DEVELOPMENT®
FOR HEALTHY LIVING
FOR SOCIAL RESPONSIBILITY

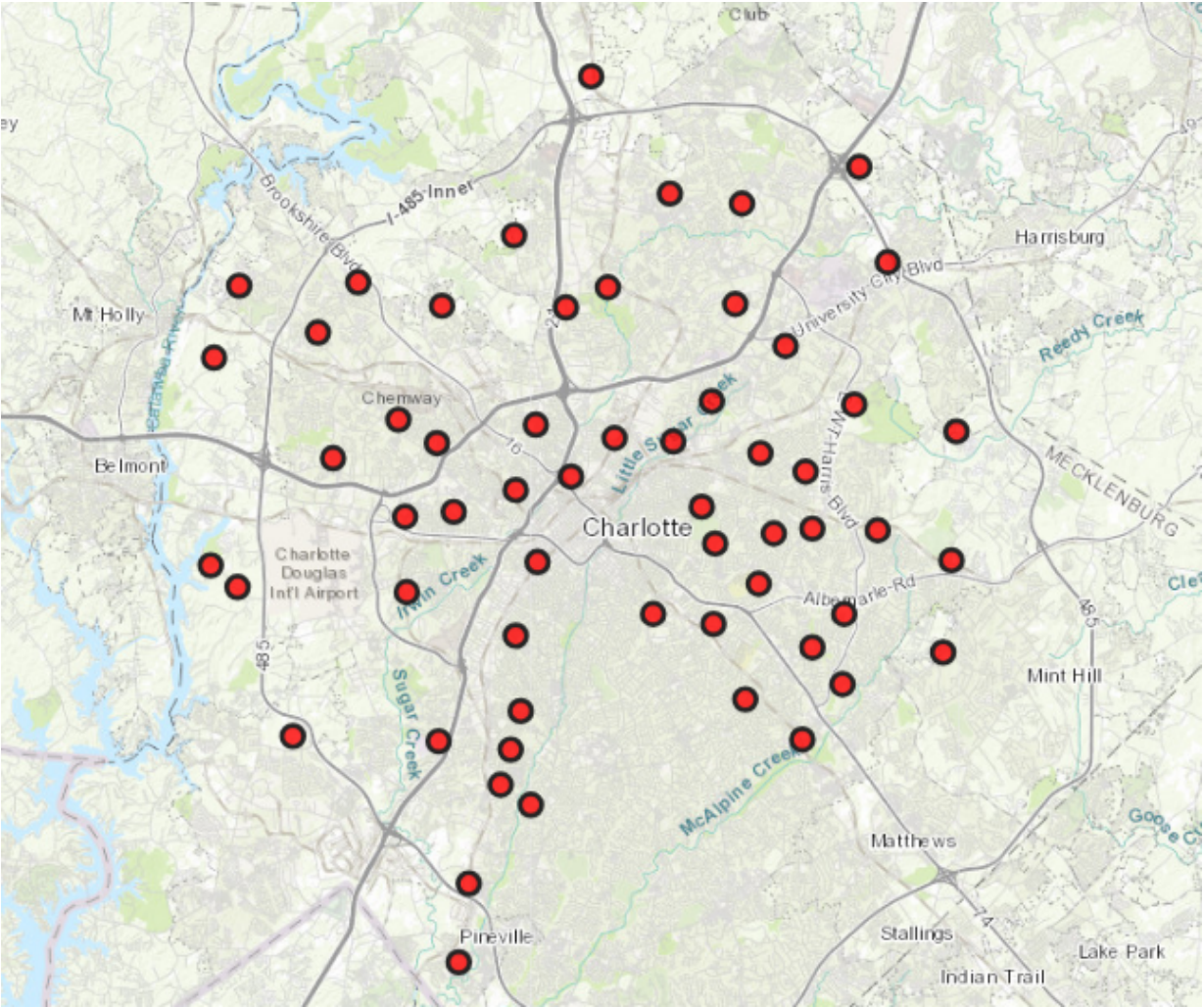
SUMMER LITERACY INFUSION 2018



COLLABORATION



58 Schools Critical To Get To 80%



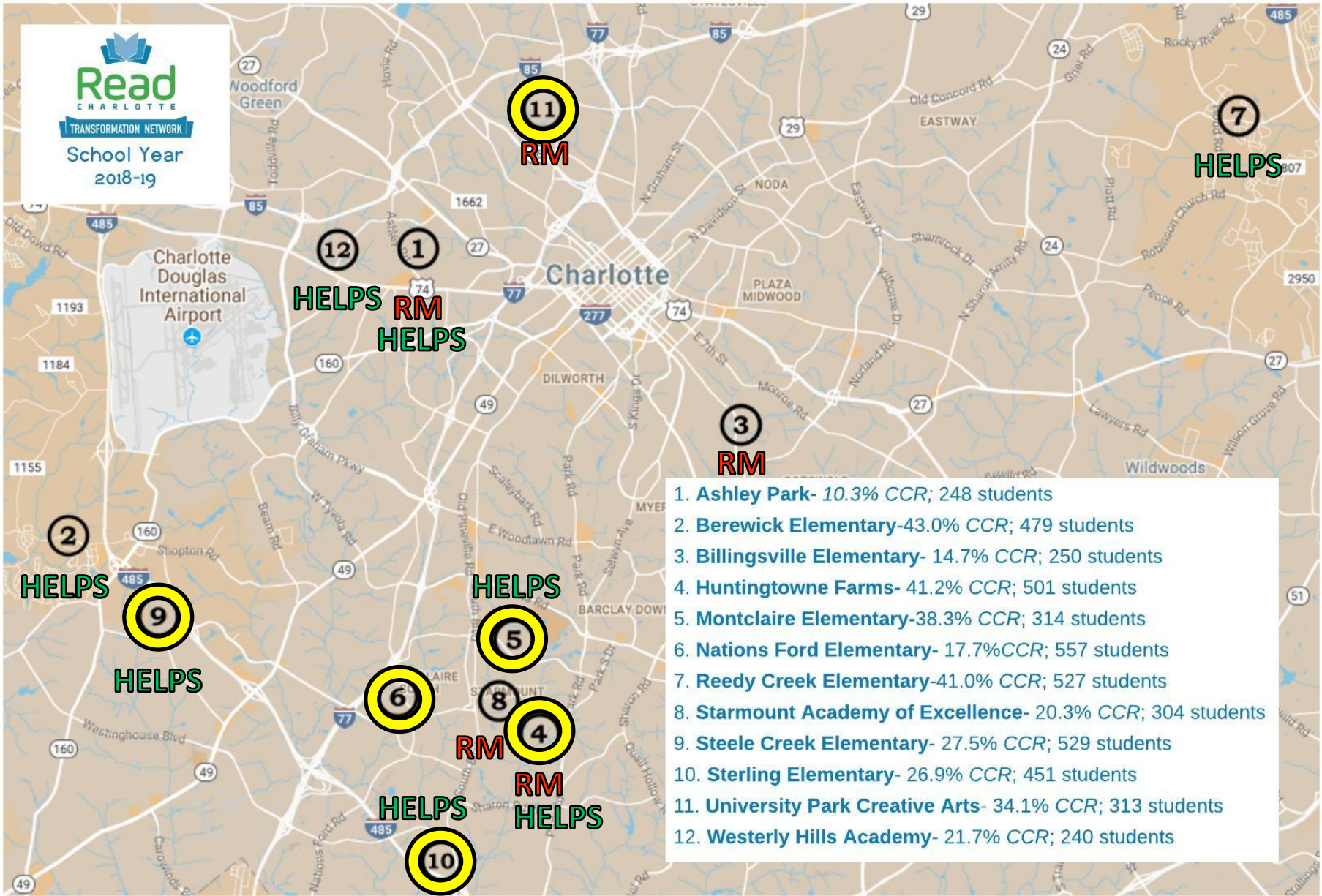


Build more powerful partnerships to
get 80% of third graders reading at
College and Career Ready.



TRANSFORMATION NETWORK

School Year 2018-19



- 1. Ashley Park- 10.3% CCR; 248 students
- 2. Berewick Elementary-43.0% CCR; 479 students
- 3. Billingsville Elementary- 14.7% CCR; 250 students
- 4. Huntingtowne Farms- 41.2% CCR; 501 students
- 5. Montclair Elementary-38.3% CCR; 314 students
- 6. Nations Ford Elementary- 17.7%CCR; 557 students
- 7. Reedy Creek Elementary-41.0% CCR; 527 students
- 8. Starmount Academy of Excellence- 20.3% CCR; 304 students
- 9. Steele Creek Elementary- 27.5% CCR; 529 students
- 10. Sterling Elementary- 26.9% CCR; 451 students
- 11. University Park Creative Arts- 34.1% CCR; 313 students
- 12. Westerly Hills Academy- 21.7% CCR; 240 students



Book-A-Palooza

3,200+ students

8 schools

11,700+ books



Family Literacy Night 8 Schools



We can do this.

#CommitTo80

