

10 FACTS ABOUT THE LOTTERY

North Carolina has had a state lottery now for 10 years, marking its 10th anniversary on March 30th, 2016. Here are 10 things to know about the Education Lottery:


1. With \$2 billion in revenues, the lottery has grown into one of the state's most successful sales organizations.
2. Ticket sales have increased every year, averaging \$5.4 million a day.
3. More than 6,850 retail locations across North Carolina sell lottery tickets.
4. Money raised for education has increased every year, averaging \$1.4 million a day.
5. Six North Carolinians have won Powerball or Mega Million jackpots, ranging from \$12 million to \$188 million.
6. The lottery awarded a prize of \$1 million or more 55 times last year.
7. Players win on average \$3.4 million a day in prizes.
8. Marketing programs support North Carolina community festivals and fairs as well as the state's professional and collegiate sports teams.
9. The only source of funds for the state's problem gambling program — \$1 million a year — comes from the lottery.
10. Independent auditors have issued "a clean opinion" — the highest available — in every audit of lottery finances.

HALF A BILLION DOLLARS A YEAR FOR EDUCATION

The Education Lottery now raises more than half a billion dollars a year for education. Since the start of the lottery 10 years ago, that's more than \$4.2 billion. The money benefits education programs in every county in North Carolina.



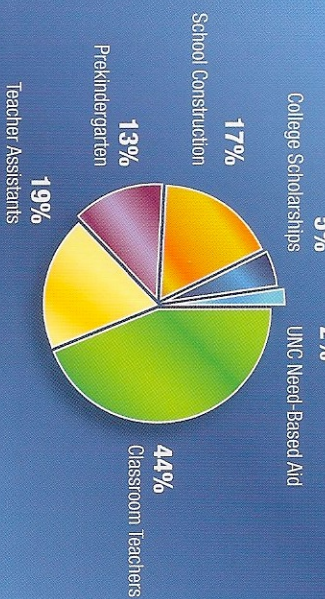
The money raised by the lottery has increased every year and provides funds that wouldn't be available otherwise.



Lottery dollars provide an important source of funding for education, but represent only a small part of the overall investment made by counties and the state. State legislators decide the best use of lottery dollars. Here is the FY2015 allocation:

EARNINGS FOR EDUCATION

(in millions)



NCL.OTTERY.COM


Visit the "For Education" section to see how lottery funds have benefited all North Carolina counties.

199,375 copies of this public document were printed at a cost of \$15,072.75 or \$.0756 per copy.


\$352,591,685
in lottery funds supporting education in
MECKLENBURG COUNTY



10 YEARS OF MAKING A DIFFERENCE



PLEASE TAKE ONE & SHARE



LOTTERY FUNDS SUPPORTING EDUCATION IN MECKLENBURG COUNTY

Since 2006, more than \$352,591,685 in lottery funds have helped educators, students and schools in Mecklenburg County. As the lottery celebrates its 10th Anniversary this year, let's take a closer look at how the funding is making a difference.

Keeping teachers teaching

A teacher's day starts early and ends long after the bell rings. Their valuable work has been supported by enough lottery funding to pay the annual salary of more than 2,817 teachers in Mecklenburg County.

Giving kids a smart start

Being ready to learn helps kids get the most out of school. To help those who might fall behind, lottery funds have paid for more than 8,410 four-year-olds to attend an academic prekindergarten program in Mecklenburg County.

Building a solid future

Students need space to learn. And more than \$111,985,544 in lottery funds have been made available for school construction and repairs in Mecklenburg County. Every dollar raised by the lottery is one less that has to come from taxes.

Education for a lifetime

A college education can boost success for life. More than 54,054 need-based college scholarships and UNC need-based grants have helped college students in Mecklenburg County with the cost of attendance.



NGLOTTERY.COM

Visit the "For Education" section to see how lottery funds have benefited all North Carolina counties.

HOW LOTTERY FUNDS WERE USED IN MECKLENBURG COUNTY



Program	Fiscal Year 2015	Cumulative
Teachers' Salaries	\$25,593,467 437 Positions	\$151,196,330 2,817 Positions
Teachers' Assistants	\$11,384,204	\$11,384,204
School Construction	\$9,782,769	\$111,985,544
Prekindergarten	\$4,511,806 635 Slots	\$40,497,975 8,410 Slots
College Scholarships	\$2,932,781 2,636 Scholarships	\$23,149,664 21,111 Scholarships
UNC Need-Based Grants	\$1,249,517 6,055 Grants	\$11,290,528 32,943 Grants

FY15 was the only year to date that lottery funds have been allocated to fund teacher assistant pay. In fiscal year 2014, \$1,553,405 in lottery funds were allocated to Mecklenburg County for digital learning initiatives. For fiscal year 2013, \$1,533,835 in lottery funds were allocated to Mecklenburg County to partially offset how much state funding a local education agency had to return to the state. This is also known as an LEA Adjustment.

County totals to education are from March 30, 2006 through the end of FY15 on June 30, 2015. Total to education statewide is through December 2015. Beneficiary data is sourced from reports issued by the Fiscal Research Division of the North Carolina General Assembly.