



Mail



Calendar



Contacts



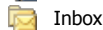
Email Settings



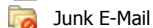
Deleted Items (14)



Drafts [2]



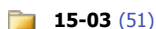
Inbox



Junk E-Mail



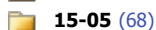
Sent Items

[Click to view all folders](#) 

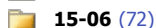
15-03 (51)



15-04 (82)



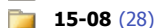
15-05 (68)



15-06 (72)



15-07 (323)



15-08 (28)



Manage Folders...



Fwd: Voting Rights Act at 50: Data Show Major Gains, But Race Still Matters

Gregory Phipps [gaphipps21@gmail.com]

Sent: Thursday, August 06, 2015 7:43 AM

To: BPC [blackpoliticalcaucus@gmail.com]; Steve Johnston; Mingo Toni [wirebead2@gmail.com]

Important analysis on the 50th Anniversary of the Voting Rights Act from my friends at the Joint Center for Political & Economic Studies.

Enjoy!

GregPhipps

----- Forwarded message -----

From: **Spencer Overton** <spenceroverton@jointcenter.org>

Date: Thursday, August 6, 2015

Subject: Voting Rights Act at 50: Data Show Major Gains, But Race Still Matters

To: Spencer Overton <spenceroverton@jointcenter.org>



Fifty years ago today, President Lyndon Johnson signed the Voting Rights Act. Five years later, the Joint Center was founded to support the new officials elected as a result of the Act.

Currently, Congress is considering whether to restore a key provision of the Act. Some have asked whether race remains a significant factor in politics.

The Joint Center report [50 Years of the Voting Rights Act: The State of Race in Politics](#) shows the Voting Rights Act produced great gains, but race remains a significant factor.

Key findings:

- In presidential elections, the black/white racial gap in voter turnout has decreased dramatically, but turnout among Asian Americans and Latinos remains 15 to 20 points below white Americans.
- Party politics is increasingly polarized by race.
- In urban local elections (which are often non-partisan), race is a more decisive factor among voters than income, education, political ideology, gender, religion, and other demographic factors.
- Since 1965, the number of African American elected officials increased from less than 1,000 to over 10,000, Latino elected officials from a small number to over 6,000, and Asian American elected officials from under 100 to almost 1,000.
- Despite gains, people of color remain underrepresented in elected office. For example, the citizen voting age population is 12.5% African American, 11% Latino, and 3.8% Asian American, whereas the population that holds the nation's city council seats is 5.7% African American, 3.3% Latino, and 0.4% Asian American.

[Click here to read the report](#), which is authored by Professors Khalilah Brown-Dean, Zoltan Hajnal, Christina Rivers, and Ismail White.

Thanks,
Spencer

Spencer Overton
President
[The Joint Center](#)
[@SpencerOverton](#)

--
GAPhipps
Sent from Gmail Mobile